



||Jai Sri Gurudev||

## BGS Institute of Technology

(Approved by AICTE, New Delhi & Recognized by Govt. of Karnataka)

BG Nagara – 571448, Nagamangala Taluk, Mandya District, Karnataka, INDIA.

Tel: 08234-288418, Fax: 288419, E-mail: principalbgsit@rediffmail.com, Website:

[www.bgsit.ac.in](http://www.bgsit.ac.in)

DEPARTMENT OF COMPUTER SCIENCE & ENGINEERING

### Project Work Schedule and Assessment Details

#### Implementation

Timeline	Task	Particulars
<b>SEMESTER SEVEN</b>		
<b>August</b>	Call for formation of project batch & Synopsis Submission	<ul style="list-style-type: none"><li>Students are informed to form their project batch with a maximum of four members and get it registered with the project coordinator.</li><li>The batch should submit a project synopsis to the project coordinator.</li></ul>
<b>September</b>	Guide Allotment	<ul style="list-style-type: none"><li>The HOD and project coordinator will allot the guide based on the faculty area of interest.</li><li>The allotment of the guide will be displayed on the notice board.</li><li>The project coordinator will inform the students to submit the finalized synopsis to the respective guide.</li></ul>
<b>October</b>	Phase I Presentation	<ul style="list-style-type: none"><li>The phase I presentation includes a problem statement, literature survey, and expected outcome.</li><li>The students will give PowerPoint presentations in front of the project committee.</li><li>Evaluation of phase I will be done according to the rubrics by the project committee.</li></ul>

*Shalika*

H O D  
Dept. of Computer Science & Engg.  
B.G.S. Institute of Technology,  
B.G. Nagar - 571 448  
Nagamangala Tq, Mandya Dist  
Karnataka (INDIA)

SEMESTER EIGHT		
March	Phase II Presentation	<ul style="list-style-type: none"> <li>Students are instructed to give a PowerPoint presentation including design &amp; methodologies.</li> <li>Evaluation of phase II will be done according to the rubrics by the guide.</li> </ul>
April	Phase III Presentation	<ul style="list-style-type: none"> <li>Students are instructed to give a powerpoint presentation on implementation and overall presentation of the project along with project demo.</li> <li>Evaluation of phase III will be done according to the rubrics by the project committee.</li> </ul>
May	Final Submission of report	<ul style="list-style-type: none"> <li>Student are informed to submit the final report (Hard Copy)</li> </ul>
	Project internal marks announcement	<ul style="list-style-type: none"> <li>The marks for the project work are announced and processed according to the university regulations.</li> </ul>


## II. Project Evaluation (PHASE-I)

The internal project Phase-I evaluation details are shown below.

Sl. No.	Evaluation Scheme	Marks
1.	Significance and Relevance of work	15
2.	Problem Identification and Definition	10
3.	Phase I Report	25
4.	Presentation and Planning	50
Total		100


The internal project Phase-II evaluation details are shown below.


Sl. No.	Evaluation scheme	Marks
1.	Design & Methodology, PPT Presentation	15
2.	Progress of Work	10
3.	Plan Execution	15
Total		40

  
 HOD  
 Dept. of Computer Science & Engg.  
 G.S. Institute of Technology,  
 R.G. Nagar - 571 448,  
 Sagamangala Tq, Mandya Dist

The internal project Phase-III evaluation details are shown below.

Sl. No.	Evaluation scheme	Marks
1.	Design & Implementation	20
2.	Overall Presentation	20
3.	Results and Conclusion	10
4.	Report	10
	Total	60

  
H. J. Prasad  
Project Coordinator

  
Signature of HoD  
H O D  
Dept. of Computer Science & Engg.  
B.G.S. Institute of Technology  
B.G. Nagar - 571 448.  
Sagamangala Tq, Mandya Dist  
Karnataka (INDIA)





(Jai Sri Gurudev)

# BGS Institute of Technology

(Approved by AICTE, New Delhi & Recognized by Govt. of Karnataka)

BG Nagara – 571448, Nagamangala Taluk, Mandya District, Karnataka, INDIA.

Tel: 08234-288418, Fax: 288419, E-mail: principalbgsit@rediffmail.com, Website:

[www.bgsit.ac.in](http://www.bgsit.ac.in)

DEPARTMENT OF COMPUTER SCIENCE & ENGINEERING

## Project Evaluation Phase I Rubrics

### Phase 1: Maximum Marks 100


Criteria	Excellent (100%)	Good (80%)	Satisfactory (60%)	Unacceptable (40%)
<b>Significance and relevance of the work</b> 15	1. All objectives of the proposed work are well defined; Steps to be followed to solve the defined problem are clearly specified.	1 Good explanation of the purpose and need of the project	1 Moderate study of the existing systems; collects some basic information.	1 Explanation of the specifications and the limitations of the existing systems not very satisfactory; limited information.
<b>Problem Identification and Definition</b> 10	1. Detailed and extensive explanation of the purpose and need of the project. 2 Detailed and extensive explanation of the specifications and the limitations of the existing systems.	1 Collects a great deal of information and good study of the existing systems;	1. Incomplete justification to the objectives proposed; Steps are mentioned but unclear; without justification to objectives	1. Only Some objectives of the proposed work are well defined; Steps to be followed to solve the defined problem are not specified properly
<b>Phase I Report</b> 25	1.Format for text, tables, figures, charts, etc. is strictly followed; 2.Organization of the content is in logical order with all sections mentioned in the Guidelines; 3.Explanations are clear with properly placed figures and tables; 4.Contents are properly cited	1 Format for text, tables, figures, charts, etc. is strictly followed; 2.Organization of the content is in logical order with all sections mentioned in the Guidelines; 3.Explanations are adequate with figures and tables properly placed; 4.Most of the contents are properly cited	1.Format is as per the set standards; 2.Organization of the content is somewhat in logical order with all sections mentioned; 3.Explanations are adequate with most of the figures and tables properly placed; 4. Most of the contents are cited.	1.Format is not as per standards; 2.Organization not in logical order; 3.Explanations in the report are not clear; 4.Citations are improper

Shalika  
H O D  
Dept. of Computer Science & Enge  
B.G.S. Institute of Technology  
B.G. Nagar - 571 448  
Nagamangala Taluk, Mandya  
District, Karnataka, INDIA.

<b>Presentation and Planning</b>  50	1. Contents of presentations are appropriate and well arranged. 2. Proper eye contact with audience and clear voice with good spoken language	1. Contents of presentations are appropriate but not well arranged 2. Satisfactory demonstration, clear voice with good spoken language but eye contact not proper	1. Contents of presentations are appropriate but not well arranged 2. Eye contact with few people and unclear voice	1. Contents of presentations are not appropriate 2. Demonstration not satisfactory
--	--	---	--	---

### Phase II: Maximum Marks 40

Criteria	Excellent (100%)	Good (80%)	Satisfactory (60%)	Unacceptable (40%)
<b>Design &amp; Methodology, PPT Presentation</b> 15	1. Chooses appropriate computational and information tools for Data collection / techniques and algorithmic solution to model developed for the project or uses tools Effectively. 2. Demonstration (if any) of the developed system in alignment with the objectives.	1. Chooses appropriate computational and information tools for Data collection / techniques and algorithmic solution to model developed for the project. 2. Demonstration (If any) of the developed system in alignment with the objectives.	1. No proper selection of computational tools for Data collection / techniques and algorithmic Data was not collected properly. 2. Demonstrated (if any) the developed system.	1. No computational tools for Data collection/ techniques and algorithmic Was used and Incomplete work. 2. Failed to demonstrate the system (if any).
<b>Progress of Work</b> 10	1. Objectives achieved as per time frame	1. Objectives partially achieved as per time frame.	1. Minimal Objectives achieved as per time frame.	1. Objectives not achieved as per time frame.
<b>Plan Execution</b> 15	1. Time frame properly specified and being followed 2. Appropriate distribution of project work	1. Time frame properly specified and being followed 2. Inappropriate distribution of project work	1. Time frame properly specified and not being followed 2. Uneven distribution of project work	1. Time frame properly specified and not being followed 2. Uneven distribution of project work and no synchronization

  
**H O D**  
 Dept. of Computer Science & Engg.  
 B. G. S. Institute of Technology  
 B. G. Nagar - 571 029  
 Nagamangala Tq. Mandya  
 Karnataka (INDIA)



### Phase III: Maximum Marks 60

Criteria	Excellent (81-100%)	Good (61-80%)	Satisfactory (41-60%)	Unacceptable (20-40%)
<b>Design &amp; Implementation</b> 20	<ol style="list-style-type: none"> <li>1. Division of problem into modules and good selection of computing framework</li> <li>2. Appropriate design methodology and proper justification</li> </ol>	<ol style="list-style-type: none"> <li>1. Division of problem into modules and good selection of computing framework.</li> <li>2. Design methodology not properly justified</li> </ol>	<ol style="list-style-type: none"> <li>1. Division of problem into modules but inappropriate selection of computing framework</li> <li>2. Design methodology not defined properly</li> </ol>	<ol style="list-style-type: none"> <li>1. Partial division of problem into modules and inappropriate selection of computing framework</li> <li>2. Design methodology not defined properly</li> </ol>
<b>Overall Presentation</b> 20	<ol style="list-style-type: none"> <li>1. Team is able to justify and articulate the all the above criteria in the presentation</li> <li>2. The slides presented are in a specific format and in logical order</li> </ol>	<ol style="list-style-type: none"> <li>1. Team is able to justify and articulate the all the above criteria in the presentation</li> <li>2. The slides presented are in a specific format and in logical order</li> </ol>	<ol style="list-style-type: none"> <li>1. Team presents all the above criteria, but with room for improvement</li> <li>2. Slides are mostly in logical order</li> </ol>	<ol style="list-style-type: none"> <li>1. The team is not able to justify and articulate most of the above criteria</li> <li>2. Slides presented are not in logical order</li> </ol>
<b>Results and Conclusion</b> 10	<ol style="list-style-type: none"> <li>1. Clear application of research tools. Results are analyzed properly and discussed with guide</li> <li>2. Results are presented in very appropriate manner</li> <li>3. Project work is well summarized and concluded.</li> <li>4. Future extensions in the project are well specified</li> </ol>	<ol style="list-style-type: none"> <li>1. Clear application of research tools. Results are analyzed to some extent and discussed with guide</li> <li>2. Results are presented in good manner</li> <li>3. Project work summary and conclusion not very appropriate.</li> <li>4. Future extensions in the project are Specified</li> </ol>	<ol style="list-style-type: none"> <li>1. Clear application of research tools. Results were not analyzed and hardly discussed with guide</li> <li>2. Results presented are not much satisfactory</li> <li>3. Project work summary and conclusion not very appropriate</li> <li>4. Future extensions in the project are not specified</li> </ol>	<ol style="list-style-type: none"> <li>1. Research tools are not specified. Results were not analyzed and not discussed with guide</li> <li>2. Results are not presented properly</li> <li>3. Project work is not summarized and concluded.</li> <li>4. Future extensions in the project are not specified</li> </ol>

*Shashikumar*  
**H O D**  
 Dept. of Computer Science & Engg  
 G.S. Institute of Technology  
 B.G. Nagar - 571 448.  
 Mysuru Tq, Mandya Dist

**Report  
10**

1. Format for text, tables, figures, charts, etc. is strictly followed;  
2. Organization of the content is in logical order with all sections mentioned in the Guidelines;  
3. Explanations are clear with properly placed figures and tables;  
4. Contents are properly cited

1. Format for text, tables, figures, charts, etc. is strictly followed;  
2. Organization of the content is in logical order with all sections mentioned in the Guidelines;  
3. Explanations are adequate with figures and tables properly placed;  
4. Most of the contents are properly cited

1. Format is as per the set standards;  
2. Organization of the content is somewhat in logical order with all sections mentioned;  
3. Explanations are adequate with most of the figures and tables properly placed;  
4. Most of the contents are cited.

1. Format is not as per standards;  
2. Organization not in logical order;  
3. Explanations in the report are not clear;  
4. Citations are improper

*Setha M*  
*M. J. Prasad*

**Project Coordinator**

*S. Lakshmi*

**Signature of HoD**

**H O D**

Dept. of Computer Science & Engg  
S. G. S. Institute of Technology,  
B.G. Nagar - 571 448.  
Nagamangala Tq, Mandya Dist  
Karnataka (INDIA)

Department: Information Science and Engineering

Sub: Project Work

Year:2017-2018

Code:10CS85/10IS85

Phase I Evaluation

Sl. No.	Date of Evaluation	Project Title	USN	Name	Guide Details	Components / Criteria of Evaluation			Sign	
						1	2	Total (20)		
1		A SHOULDER SURFING RESISTANT GRAPHICAL AUTHENTICATION SYSTEM	4B1013CS011	BINDU K OJ	MANU Y.M ASSISTANT PROFESSOR	10	10	20	Manu Y.M	
			4B1013CS012	CHAITRA C		10	10	20		
			4B1013CS026	LAKSHMI KAVYA P		10	10	20		
			4B1013CS034	NANRATHA D		10	10	20		
2										

  
Project Coordinator

  
HOD

Note: Evaluation Process

\* Marks is allotted by the Project coordinator (20),(1,2)(20 marks)) =20Marks.

H O D  
Dept. of Computer Science & Engg.  
B.G.S. Institute of Technology,  
B.G. Nagar - 571 448.  
Nagamangala Tq, Mandya Dist  
Karnataka (INDIA)

1	Significance And Relevance Of Work	10 Marks
2	Problem Identification And Presentation	10 Marks



Department: Computer Science and Engineering

Sub: Project Work

Year:2017-2018

Code: 10CS85/10IS85

Final Evaluation

Sl. No.	Date of Evaluation	Project Title	USN	Name	Guide Details	Components / Criteria of Evaluation				Total (80)	Sign	
						1	2	3	4			
1		A SHOULDER SURFING RESISTANT GRAPHICAL AUTH-ENTICATION SYSTEM	ABN13CS011	DINDU KG	MANU.Y.M ASSISTANT PROFESSOR	32	10	10	20	72	Manu Y.M	
			ABN13CS022	CHAITRA G		32	10	10	20	72		
			ABN13CS026	LAKSHMI KAVYAP		32	10	10	20	72		
			ABN13CS034	NAMRATHA DJ		32	10	10	20	72		
2												

  
Project Coordinator

  
HOD

Note: Evaluation Process

\* Marks Is Allotted By The Evaluators(70),(1,3,4) And Coordinators(10),(2) (80 Marks).

H O D  
Dept. of Computer Science & Engg.  
B.G.S. Institute of Technology,  
B.G. Nagar 571 448.  
Nagamangala Tq. Mandya Dist  
Karnataka (INDIA)

1	Design & Implementation	40 Marks	3	Results And Conclusion	10 Marks
2	Overall Presentation	10 Marks	4*	Report	20 Marks